

VALTRA
Power Partner

VALTRA
T-SERIES 133 HP – 211 HP
CLASSIC HITECH VERSU DIRECT



Valtra has been manufacturing tractors since 1951 and has established a reputation for reliability, versatility, durability and its Nordic roots. These factors separate Valtra tractors from the rest. Valtra tractors are designed according to the specific needs of each customer and built to last in even the most demanding weather conditions while operating efficiently in the toughest work conditions. Valtra is a reliable partner whose high-quality products, innovative technology and efficient customer service ensure the highest levels of customer satisfaction.

The well being of people and the environment are a matter of honour for us. In keeping with our values we interact closely with our customers and partners. Valtra's operations are customer-oriented. Unlike other major tractor manufacturers, Valtra manufactures tractors on the basis of individual customer orders.

CONTENTS:

Valtra a la carte service	3
This is the T Series	4-5
Transmission	6
Classic	7
HiTech	8-9
Versu	10-11
Direct	12-13
Stepless Direct	14-15
AGCO Sisu Power engines	16-17
Valtra ARM and controls	18-19
Hydraulics	20
Valtra TwinTrac	22-23
AGCO Parts and Valtra customer service	24
Valtra Power Partner	25
Optional Equipment	26
Technical Information	27-31





VALTRA À LA CARTE SERVICE

The idea behind the Valtra à la Carte Service is simple: when you have the best tool for the job, you get the best result.

Finding the best tool means defining your individual needs and having a tractor tailor-made to match them exactly. Every Valtra tractor is built this way.

With Valtra à la Carte Service and together with your dealer, you can define and build the perfect tractor for you. The selection covers over half a million possible combinations and special Valtra features, for every preference and every possible field of work.



Twenty years ago Valtra – then known as Valmet – stunned the tractor world by introducing colour options. Offering customers the chance to choose their own colour also began the system of custom building tractors based on individual customer orders.

THIS IS THE T SERIES

Classic, HiTech, Versu, Direct

TWO NEW MODELS IN THE VALTRA T SERIES

Classic, HiTech, Versu and Direct offer more choice than ever before. The new Versu and Direct models expand the T Series with two new transmissions and many new features. Versu models have a new dynamic multistep button-controlled powershift transmission, which means no more gear shift lever. Direct models have a new and extremely easy-to-use stepless transmission that is designed and built in-house by Valtra. Both new transmissions are based on tried and tested modular components.

Valtra T Series tractors are ideal for professional farmers and contractors, who can choose the exact features and options they need thanks to the Valtra á la Carte customer order system. AGCO Sisu Power engine technology and load-sensing hydraulics make the T Series the number one choice of tractor in its size class. T Series tractors are extremely strong and are thus ideal for use with heavy-duty implements and equipment. Productivity has also been taken to a new level with the introduction of many new features designed to enhance efficiency and comfort.

Valtra cabs are designed and built to be spacious, ergonomic and safe and the latest technology is used to help keep the driver fresh and alert throughout the entire workday. Control switches and buttons are easy to locate and use. The doors are large, the grab handles are sturdy, the cab floor is flat, and visibility is excellent. The width of the cab also makes it easy to turn around 180-degrees, so there is plenty of space to use the TwinTrac reverse-drive system. The steering column and wheel can be adjusted, and the large steering wheel offers excellent grip and feel for the driver. Safety is further enhanced by step lights, and there is a delay before the cab interior light switches itself off.





New Inflight package for up to 6 Xenon lights

New spacious and quiet cab (68.5 dB)

Electrically adjustable and heated side mirrors

Seat rotates 180-degrees

TwinTrac reverse-drive system

New engine cover design

Lift capacity at rear 8500 kg

High ground clearance and even underside

Factory-fitted front linkage, front loader and Valtra LHLINK

Front axle brakes

Cooled and assisted brakes

Separate oils for the hydraulics and transmission

T -SERIES

Nominal output /Max output (ISO 14936)

Classic	hp
T131	148 / 154
T161	170 / 174
T171	180 / 184

HiTech	hp
T121	133 / 139
T131	148 / 162*
T151e ECO	159 / 173*
POWER	159 / 173*
T161	170 / 180*
T171	180 / 193*
T191	185 / 211**

* Transport boost on speed ranges H2, H3 and H4 (50 km/h versions also H1)
** Transport boost and SigmaPower

Versu	hp
T132	135 / 152*
T152	150 / 163*
T162e ECO	160 / 174*
POWER	159 / 172*
T172	170 / 184*
T182	180 / 200**
T202	190 / 211**

* Transport boost on speed ranges C and D
** Transport boost and SigmaPower

Direct	hp
T132	135 / 152*
T152	150 / 163*
T162	159 / 172*
T172	170 / 184*
T182	180 / 200**
T202	190 / 211**

* Transport boost in work area D over 17 km/h
** Transport boost and SigmaPower

THE TRANSMISSION makes the tractor what it is

All Valtra T Series tractors (not Classic) come with an electrohydraulic forward-reverse power shuttle that offers the same power when working in either direction.



CLASSIC

- Synchronmesh shuttle
- Multistep transmission designed and manufactured in-house by Valtra
- 3 powershift speeds, 36+36 gears
- Ground speed PTO available as an option

HITECH

- Multistep transmission designed and manufactured in-house by Valtra
- 3 powershift speeds, 36+36 gears
- Versatile automation, Autotraction
- Ground speed PTO available as an option
- Power shuttle

VERSU

- Semi-powershift transmission designed and manufactured in-house by Valtra
- 4 speed ranges, 5 powershift speeds
- Speed change with 5 powershift speeds: 128%
- Creeper gear standard
- Versatile automation, up to 10 gears automatically
- New smooth Autotraction control
- Ground speed PTO available as an option

DIRECT

- Stepless transmission designed and manufactured in-house by Valtra
- 4 speed ranges
- 3 driving modes designed for the needs of different customers
- 2 driving speeds and 2 engine speeds can be stored in the memory
- Unique ground speed PTO available as an option

CLASSIC – affordable and simple pulling power

T131, T161, T171

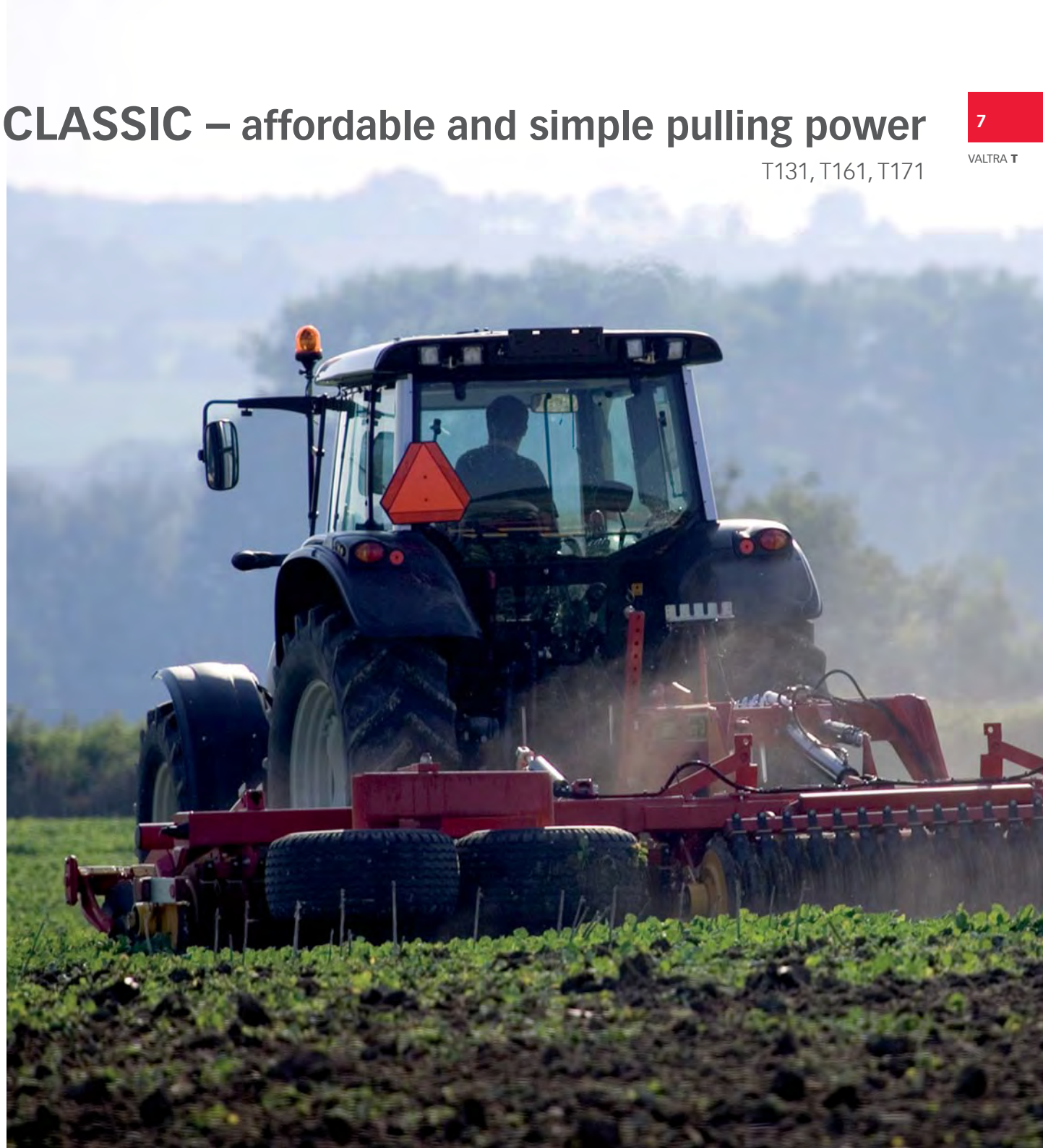
7

VALTRA T

T Series Classic models are ideal for heavy pulling jobs and for controlling your budget. The Classic features a traditional dry single plate drive clutch (disc diameter 350 mm) and synchronised forward-reverse shuttle.

HiShift hydraulic operation of the clutch is available as an option. A three-speed powershift (Delta Powershift) and four basic synchronised speeds (M, H and creeper) combine for a total of 36F+36R speeds.

The tractor features a mechanical handbrake and open centre hydraulics with mechanically controlled external valves.



HITECH – the base model offers excellent features and a wide range of power options

T121, T131, T151e, T161, T171, T191

The HiTech is the next model range for the T Series and offers a choice of power ranging from 133 to 211 horsepower. The enhanced driving comfort of the HiTech is based on a computer-controlled shuttle and three-step powershift transmission. Combined with a heavy-duty mechanical gearbox, the powertrain offers 36 gears in forward and reverse. Up to 11 different ratios are available for working at 4-11 km/h, which is ideal on fields.

The work hydraulics on HiTech models utilise a gear pump with an output of 73 l/min (90l/min optional) and mechanically controlled valves. Electronic hydraulics are available for front-loader work. The lift capacity of the electronic Autocontrol linkage is 77 kN.

The layout of the cab on HiTech models is the same as that on other T Series tractors. The most spacious cab on the market is well equipped, and options include a forest cab, reverse-drive system and cab suspension. Noise levels inside the cab have been minimised and are further reduced if you specify the low-rev 151e EcoPower model. In Eco mode the engine speed is kept below 1800 rpm, and work can be performed with little engine noise thanks to the tremendous torque.



HITECH FEATURES:

Electrohydraulic forward-reverse shuttle

Generally considered the best shuttle on the market, it allows you to change directions fast and smoothly. The easy-to-use handbrake is integrated with the shuttle lever.



Automated transmission

The HiTech model also offers excellent opportunities to enhance the use of your tractor through automation, including two automatic powershift programmes, preset powershift after changing driving directions and unique Autotraction.



Steel frame fuel tank

T HiTech range features the Valtra original steel frame fuel tank.



Forest

Ideal for forest work direct from the tractor: high ground clearance.



VERSU – Don't just drive it. Experience it.

T132, T152, T162e, T172, T182, T202

The power, usability and intuitive handling of Valtra Versu models create a truly unique driving experience and increase productivity.

HIGH-QUALITY VALTRA TECHNOLOGY, TAKEN TO THE NEXT LEVEL.

Valtra Versu tractors have been designed above all to make it possible to work long days efficiently and without getting tired. The automated transmission and assisted brakes make driving easy.

The five Powershift speeds in each of the 6 speed ranges give you an impressive 30 speeds in both directions. Even easier is the automatic function between the C and D speed ranges. So you have just the right speed for any kind of field work or transport.

Everything is in here but the gear shift lever. Now you control the power transmission with only 3 shifting buttons on the patented, ergonomic Valtra armrest - independent of your working direction.

The new Versu models have more power and considerably more torque than previous models. They are suitable for all agricultural and contracting work. And, like all Valtra tractors, they are custom built to match your individual requirements.



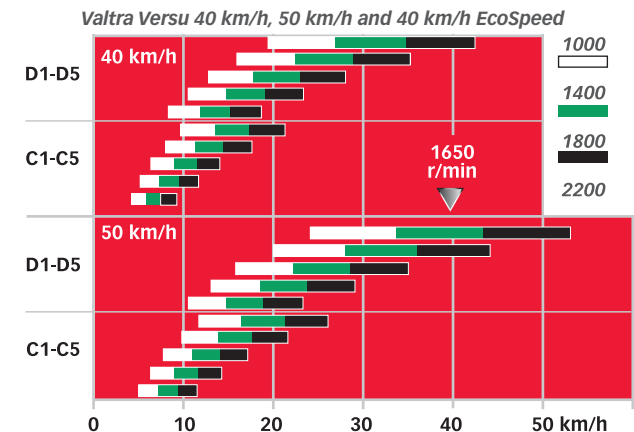
OTHER STANDARD FEATURES ENHANCING PRODUCTIVITY AND COMFORT INCLUDE:

the most powerful and complete hydraulics, with separate oil from the transmission oil. To increase efficiency still further, you can select the genuine TwinTrac reverse-drive system, a 50 km/h transmission, ground speed PTO, front axle and cab suspension, front loader, front linkage and many more options.

With a custom-built tractor and the power and usability of Versu, you'll experience control, driving and productivity like never before.

The Versu powershift transmission offers an unprecedented range of features to make your work easier:

- Five-step powershift, speed change 128%
- EcoSpeed transmission allows 40 km/h at just 1650 rpm
- Creeper gear standard
- Speed ranges overlap
- Unique Autotraction facilitates easy stopping and starting under load
- Two automated HiShift programmes, also for shifting between C-D ranges
- Possible to preset speed when switching driving directions with shuttle
- Automatic four-wheel-drive and differential locking
- Advanced traction control uses sensors
- U-Pilot Headland Management System





DIRECT – Extremely easy to use

T132, T152, T162, T172, T182, T202

Valtra Direct models are equipped with the Nordic continuously variable transmission, the easiest to use CVT on the market. So instead of concentrating on driving you can concentrate on your work.

REVOLUTIONARY EASY-TO-USE CVT

The Nordic CVT transmission is controlled in most situations with the drive pedal and speed management on the patented, ergonomic Valtra ARM armrest. The reliable CVT is designed to be effective also at very high as well as low temperatures: fast starts in Nordic cold as well as heavy pull in Mediterranean heat are easy tasks. Due to four work areas low as well as high speed working is achieved with maximum transmission efficiency. A proven and easy to use power shuttle unit guarantees efficiency in both driving directions. When you're using the front loader, a hydraulic assistant automatically increases RPMs to improve loading performance; a turbine clutch function helps keep a firm grip on the ground. Another remarkable thing in the Direct is the precision of movement. That's total control.

Direct tractors could not be simpler to drive: turn on the engine, choose the direction you want to drive in and press the drive pedal. Your work is made even easier with the "active stop" function on Valtra Direct tractors: when you lift your foot off the drive pedal, the tractor comes to a stop and remains in place without you having to use the brakes.



When working all you have to do is select the appropriate driving range and let the tractor take care of the optimal efficiency between the engine and transmission. If needed you can also set the engine speed or driving speed, either together or individually.

To make driving as easy as possible, all the main control buttons and switches are located on the Valtra ARM driver's armrest. Regardless of which direction you are driving in, all the controls are at hand. Valtra has taken stepless transmission technology to a new level by combining ease-of-use, power for work and driver comfort without sacrificing powertrain efficiency.

DIRECT FEATURES:

Speed balance forward/reverse

When the switch is in the centre position, the driving speed in forward and reverse is the same. Rotating the switch reduces the speed in the chosen direction by 10 to 90 percent without affecting the driving speed in the other direction.



Automatic traction control – turbine clutch

This knob allows you to use the initial drive pedal movement to adjust the amount of torque. By pressing the drive pedal you can control precisely the amount of torque going to the tyres in order to maximise grip.



Semi-automatic and manual mode driving

In semi-automatic mode the CVT lever allows the driver to adjust the ratio between the transmission and the engine speed. When driving in manual the transmission ratio is selected directly using the CVT lever.



Engine braking

Three positions: enhanced, normal and rolling. The rolling mode is recommended in slippery winter conditions.





STEPLESS DIRECT – 3 driving modes, 4 work areas

DIRECT

Valtra Direct represents an innovative approach to CVTs. The new stepless transmission is designed by Valtra in Finland for use in extreme temperatures, hot and cold. Unique features include three driving modes, a turbine clutch function, ground speed PTO and hydraulic assistant.

The summing up of speed (CVT) is achieved using a planetary gear set without the use of ring gears. This keeps the design relatively straightforward and uncomplicated. The combination of four work areas together with the hydrostatic variator gives an impressive eight efficiency peaks. All four work areas start from zero.

Oils for the hydraulics and transmission are separate, which prevents potentially dirty hydraulic oil (e.g. from implements) circulating through the hydrostatic variator. Heat exchange between the two oils also occurs through the transmission housing, allowing the transmission oil to preheat the hydraulic oil – a useful feature in colder climates.

The four individual work areas are each designed to suit the main work types that a CVT tractor is expected to perform with the top speed (40 or 50 km/h) being achieved at 1600 engine rpm. Work area A delivers a pulling force of up to 200kN, which can be used together with a ground speed PTO driven trailer. The four work areas ABCD maintain relatively low pressures in the hydrostatic variator. This ensures high efficiency, even at crawling speeds and in hot climates.

Valtra Direct is equipped with the Valtra Powershuttle, allowing you to work in both driving directions with equal efficiency.



WORK AREA A HEAVY PULLING / SPECIAL CROPS

0-9 km/h

For the heaviest tasks, such as low speed tillage or special crop harvesting. It is ideal when the highest pulling force is needed continuously, or when most precise speed adjusting is needed. Extremely high pulling forces can be reached with PTO driven trailers.

WORK AREA B FIELD WORK

0-18 km/h

The universal field work range and is ideal from seeding and faster tillage up to different forage operations. Easy control of different operations (like harvesting speeds) is essential. Suitable for transporting in the forest.

WORK AREA C FAST WORK

0-27 km/h

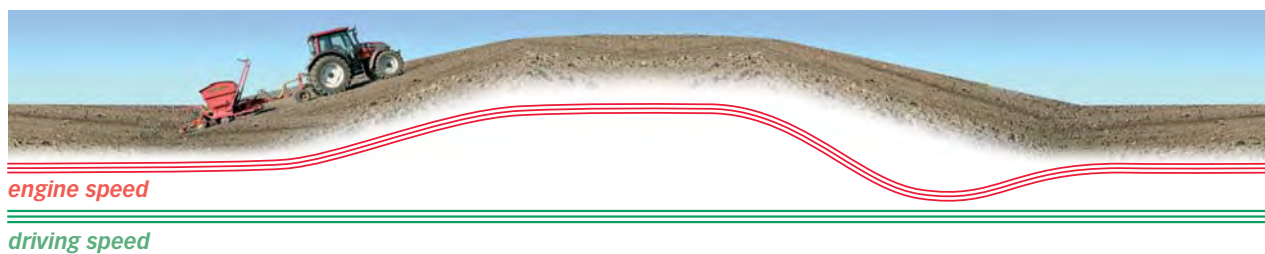
Ideal for transporting in field conditions, for many municipality applications, and for efficiently starting with heavy loads.

WORK AREA D ROAD TRANSPORT

0-50 km/h

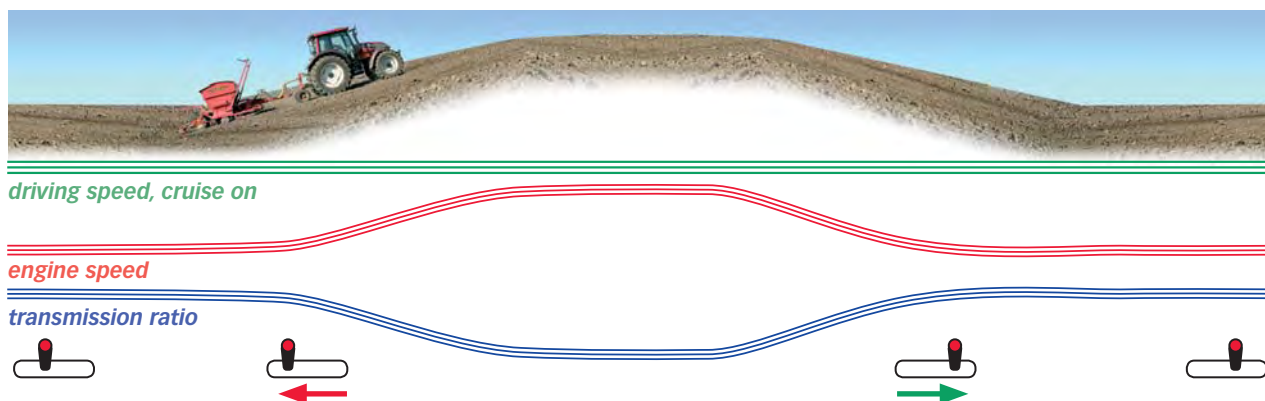
For road transport use at high speeds.

Note that all the work areas have different top speeds on 40 km/h and 50 km/h transmissions.




AUTOMATIC MODE

The basic principle is simple: it uses the highest possible transmission ratio to optimise fuel usage. In heavier conditions automatics changes the ratio to maintain the set speed (engine revs increases).



SEMI-AUTOMATIC MODE

The drive pedal works as usual, asking for engine revs. The CVT lever adjusts the transmission ratio in relation to the engine revs. The further back the lever is, the more revs are available to reach a certain speed. If speed is set with the cruise control, then moving the lever rearwards lowers the transmission ratio and increases the engine revs at the same time.



MANUAL MODE

The transmission ratio is controlled solely by the CVT lever. No automatics are applied, but the tractor stops when braking. In many PTO tasks the speed can be controlled easily by using the lever, and if you need to stop, just simply use the brakes (AutoTraction).

AGCO SISU POWER ENGINES

AGCO Sisu Power tractor engines are off-road engines that are designed for use with demanding implements. This can be seen in their sturdy structure, durability, reliability and extremely strong torque. All T Series tractors are powered by AGCO Sisu Power Common Rail engines that feature a number of refinements for further improving ignition and lowering emissions. These refinements also improve the traditional virtues of AGCO Sisu Power engines, which are now quieter, more fuel efficient and powerful than ever. The new generation of Common Rail engines feature third-generation electronic engine management (EEM) developed by AGCO Sisu Power. EEM technology offers many advanced functions, such as low idle (650 rpm) when the handbrake is applied and transport boost, which is available on most models.

LOW IDLE

A new Valtra innovation is low idle for Common Rail engines. The ordinary idling speed is 850 rpm. When the tractor is parked and the hand brake engaged, the engine speed drops to a pleasantly quiet 650 rpm further reducing fuel consumption. When starting driving again the control lever must be lifted to N position, and the idling speed is immediately increased to 850 rpm to make use of the high start-up torque of the engine.

PERMATORQUE

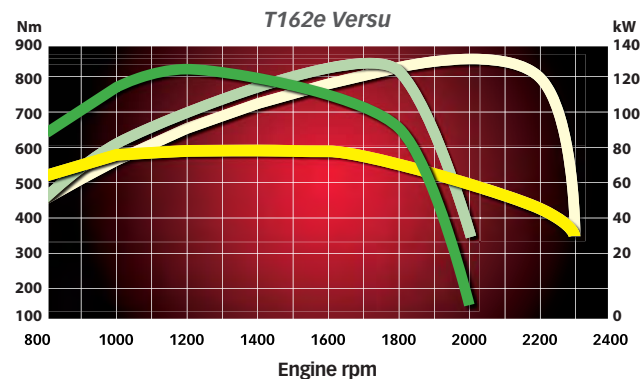
SisuDiesel engines feature Permatorque, which offers a torque reserve from the rated rpm to the rpm of the maximum torque. In the T Series the maximum torque is achieved at 1500 rpm (EcoPower 1100 rpm). In the

Permatorque range the torque remains constant even if the engine speed falls to 1000 rpm. High torque at low rpm enables a smooth start up during PTO work and moving off with heavy loads.

TRANSPORT BOOST

HiTech (not T121H), Versu and Direct models with Common Rail fuel injection offer extra power boost for transport driving. The power bulge is available in transport boost mode.

ENGINE POWER AND TORQUE



Power (kW)


Transport boost

Transport boost EcoPower

Torque (Nm)

Transport boost

Transport boost EcoPower





ADVANTAGES OF COMMON RAIL ENGINES

- Exceed Tier III emissions standards
high fuel injection pressure, precise fuel injection timing and efficient intercooling help manage emissions
- CR engines react quickly to changes in load
- Strong torque achieved at low rpm. Torque remains high even if engine speed drops during work, making work efficient and improving fuel efficiency
- Basic construction of SisuDiesel engines offers long life:
 - intercooler
 - wet cylinder liners, centrally supported
 - reduces cylinder liner vibration
 - minimises wear on cylinder liners and pistons
 - low oil consumption
 - fuel system located on cold side of engine
 - fuel filters can be easily changed without tools and without leaking fuel.
 - easy access to maintenance components
- optimal ignition thanks to CR preinjection
 - lower noise levels
 - new and pleasant engine sound
- four-valve-per-cylinder technology improves fuel flow through cylinders and reduces heat load around cylinders.

VALTRA ARM DRIVER'S ARMREST AND MAIN CONTROLS

Ergonomics and design go hand in hand

The armrest incorporates a wide range of ergonomic controls, all positioned in a logical manner for convenient use. There is no other similar control system on the market that offers the same level of operator comfort. The unique handrail structure gives the driver a firm and steadying grip when operating the hydraulic paddles, or for raising the armrest when turning the seat through 180° before utilising the TwinTrac reverse-drive system. The Valtra armrest is truly impressive and fully integrated with, and complimentary to, the other features of a Valtra tractor.

This handrail complements the working environment, enhancing ease of control, especially over rough terrain. The armrest is ergonomically designed and fully integrated within a tractor environment that is based on the same principal. At Valtra, we know that "comfort equals productivity". Control operations for the transmission and hydraulics are now more precise and accurate, increasing both productivity and safety. The armrest also offers the driver a comfortable and logical place to rest his or her hand, when it is not needed for control of the tractor.

The armrest has an integral joystick, which can operate either front or rear valves. The push buttons for controlling the powershift, adjusting the cruise control and shifting between work area in Direct models are cleverly positioned

so they can be operated by the thumb and third finger, whilst the hand rests comfortably in a natural position on the armrest. Other features of the armrest include the tractor terminal, through which all hydraulic valves can be individually programmed, and a sliding lever that functions as the hand throttle or as a CVT lever, depending on the tractor model.

The armrest is fully integrated with Valtra's TwinTrac reverse drive system, which is available as an option on all Valtra tractors fitted with the Valtra ARM armrest. Most of the essential transmission and hydraulic controls are located within the armrest. When the driver's seat is rotated through 180° to the TwinTrac position, this same armrest moves together with the seat. This makes use of TwinTrac even more comfortable, with the same ergonomic controls available in a familiar place, whichever way the seat is facing.



1. Display (terminal)
2. Hydraulic flow presets/operators own settings
3. Hydraulics F/R
4. Diverter valves (e.g. front loader)
5. Joystick with buttons (2 rear valves, front-loader, front linkage)
6. U-pilot stop
7. Cruise speed preset 2
8. Linear joysticks (rear outputs)
9. Hydraulics on/off
10. Buttons for menu operations
 - Hydraulics
 - Transmission
11. U-pilot play/pause
12. Cruise speed +
13. Cruise speed -
14. Cruise speed preset
15. Cruise off
16. Rear linkage transport/stop/working
17. Float / fast soil engagement
18. Rear linkage depth control
19. CVT lever
20. Hand rail



The new design and positioning of the switches on the side panels combined with the use of colour coding makes them easy to use.


The armrest incorporates a wide range of ergonomic controls, all positioned in a logical manner for convenient use. There is no other similar control system on the market that offers the same level of operator comfort.

HYDRAULICS

Superior versatility and control



Mechanical or electronically controlled ancillary hydraulics can be specified as required, and control is straightforward and logical. Long hydraulic oil change intervals save time and costs. The T Series allows for the optional use of Valtra-approved bio oils.



HYDRAULICS ON HITECH MODELS

On these models the hydraulics are controlled by levers located on the right-hand panel. The hydraulic output is 73 litres per minute (90l/min optional). Four valves are available.

A flow control valve on the first valve is standard. Two valves are available for controlling the front loader or front linkage. These valves are controlled electronically from the driver's armrest. . If using a front loader and front linkage in combination on a HiTech model the loader is controlled from the armrest and the front linkage on valve 3.

HYDRAULICS ON VERSU AND DIRECT MODELS

The work hydraulics on Versu and Direct models are controlled conveniently and efficiently using the joystick and push buttons located on the new ergonomic Valtra ARM armrest. The joystick can also be used to control the front loader or implement. Due to the sensitive joystick controls and electronically controlled hydraulic valves, tractor and implement functions can be adjusted with extreme precision.

The maximum hydraulics output of 115 l/min is standard, with an even higher output of 160 l/min available as an option on both models. The output can be programmed according to flow and timing. Valtra's load-sensing hydraulics meet all the requirements of the latest implements and implement combinations.

WORK HYDRAULICS VALVES:

- On Versu and Direct models up to 5 fully programmable valves and 2 fixed flow valves at the rear
- 2 or 3 valves available at the front – for front loader and/or front linkage operation.
- Power Beyond couplings can be fitted for maximum productivity.

The joystick on the driver's armrest is used for controlling valves 1 and 2 of the ancillary hydraulics and may also be used to operate the front loader or front linkage. The linear switches in the armrest are used to control valves 3, 4 and 5. The number of control switches varies according to model.



VALTRA TWINTRAC AND FOREST CAB

VALTRA TWINTRAC WORK IN BOTH DIRECTIONS.

Valtra's factory-fitted TwinTrac reverse drive system makes working in reverse easy and efficient. The system includes a steering wheel and clutch, gas and brake pedals at the rear of the cab. In the reverse drive position visibility over the implement and your work is excellent. Many tractor-implement combinations are more productive when driven in reverse. The spacious cab and 180° rotating and air-suspended seat also make working in reverse easy.

The working direction can be changed without leaving the driver's seat. Since heavy-duty implements are always attached to the rear of tractors, the TwinTrac reverse-drive system offers many additional advantages for working in reverse.

FORESTRY CAB

Valtra also offers the option of a forestry cab, featuring a protective cage around the roof, super-strong and large polycarbonate roof glass, and even an extra window in the rear of the roof. Another window below the rear window further increases downward visibility.

T Series tractors equipped with forestry cab and TwinTrac reverse-drive system are an unbeatable combination for forestry contracting work.





AGCO PARTS AND VALTRA CUSTOMER SERVICE

Servicing and maintenance

The Valtra T Series is simple and straightforward for servicing and maintenance. The change intervals for the engine, transmission and hydraulics oils are long, and changing oil is easy to do. To ensure reliable and uninterrupted running, only fluids that have been specially designed for the tractor are used. All of these aspects are a benefit to our customers in all regions and climates.

The T Series has been designed to provide easy access to the cooling system, air cleaner, oil and fuel filters. The engine cover lifts vertically to facilitate maintenance. The cooling system can also be opened separately for cleaning.



SERVICE KITS

Valtra offers convenient ready-prepared service kits for 100-hour, 500-hour and 1000-hour services. These kits include all necessary original parts, guaranteeing quality and results. Using original parts helps ensure your safety.



VALTRA POWER PARTNER

Valtra at your service

The Valtra Training Centre at the Suolahti factory in Finland is responsible for the training of our international servicing and spare parts personnel. Centralised training ensures high-quality and consistent servicing, as well as a rapid flow of information from our customers to the entire Valtra organisation.

The Valtra Spare Parts also prepares all servicing, repair and spare parts manuals. Valtra literature, including our user manuals, represents the very best in the tractor industry. Valtra's modern and efficient centralised spare parts system delivers fast and guaranteed parts and service support.

Within Europe parts can be delivered within 24 hours. In many regions our spare parts service operates 24 hours a day. Look for the labels "Valtra Genuine Spare Parts" or "AGCO Parts" on product packaging. The same parts are used for new Valtra tractors. Genuine spare parts ensure the carefree and safe operation of your tractor for as long as you own it. The Valtra Engineering Centre and Tractor Laboratory were opened in 2007 at the Suolahti factory.



OPTIONAL EQUIPMENT

(Restrictions may apply according to model and market – ask your local Valtra dealer for assistance in choosing available options)



FRONT LINKAGE

FRONT PTO

ROTATING WARNING LIGHTS

CAB SUSPENSION

SPECIAL TYRES

TWINTRAC

ADDITIONAL WEIGHTS

Front weights, 14 x 40 or 55 kg
Wheel weights rear 34-42", 4 x 80 kg
Linkage weights 650 or 1,100 kg

MUDGUARDS

Fixed or steering front mudguards
Rear mudguards, fitting width 2550mm

CAB

TwinTrac
Air conditioning, manual or automatic
Holder for implement monitor
Air-suspended seat
Valtra Evolution seat
Lower heater
Forest cab, polycarbonate side glass
Forest cab, tempered side glass
Roof hatch
Seatbelt
First aid kit
Dry powder extinguisher

VALVES

Additional valves front and rear
Trailer brake valve
Trailer pneumatic brake system
Power Beyond valves
Front loader readiness
Front loader
Front hydraulics/loader electronic control
left/right
Flow control

ELECTRONIC EQUIPMENT

PTO rear engagement/disengagement
Inflight package (Xenon)
1 or 2 rotating warning lights on roof
Electric heated side mirrors
Control stop

Upper driving lights
Implement signal coupling ISO 11786
ISOBUS coupling ISO 11783
ISOBUS/AG2 terminal
AutoGuide 2
Main switch, electric
Indicator stalk on right
Cruise control
Electricity sockets
Lower link arms, telescopic or Ball-Hitch
Hydraulic levelling
Hydraulic top hitch, standard or Ball-Hitch
Automatic side limiter W or LH

TECHNICAL SPECIFICATIONS

● standard ○ optional

Model	CLASSIC				HITECH				VERSU						DIRECT						
	T131	T161	T171	T121	T131	T151e	T161	T171	T191	T132	T152	T162e	T172	T182	T202	T132	T152	T162	T172	T182	T202
6 cyl./6.6 l engine	●	●		●	●	●	●			●	●	●	●			●	●	●	●		
6 cyl./7.4 l engine			●					●	●					●	●					●	●
SigmaPower engine									●					●	●					●	●
EcoPower engine						●						●									
Transport boost					●	●	●	●	●	●	●	●	●	●	●	●	●	●	●	●	●
Continuously Variable Transmission																●	●	●	●	●	●
30 + 30R transmission with 5 PS and control from Valtra ARM										●	●	●	●	●	●						
36 + 36R transmission with 3 PS (delta powershift)	●	●	●	●	●	●	●	●	●												
Turbine clutch function																●	●	●	●	●	●
Robotised shifting between ranges										●	●	●	●	●	●	●	●	●	●	●	●
Load Sensing hydraulics										●	●	●	●	●	●	●	●	●	●	●	●
Valtra ARM										●	●	●	●	●	●	●	●	●	●	●	●
Electrohydraulic forward/reverse shuttle				●	●	●	●	●	●	●	●	●	●	●	●	●	●	●	●	●	●
Front axle suspension	○	○	○	○	○	○	○	○	○	○	○	○	○	○	○	○	○	○	○	○	○
Cab suspension mechanical or AutoComfort				○	○	○	○	○	○	○	○	○	○	○	○	○	○	○	○	○	○
Fuel tank integrated in the frame	●	●	●	●	●	●	●	●	●												
Hydraulic oil tank integrated in the frame										●	●	●	●	●	●	●	●	●	●	●	●
TwinTrac reverse drive system				○	○	○	○	○	○	○	○	○	○	○	○	○	○	○	○	○	○

T-Series speeds with tyres 650/65R42 (50 km/h and EcoSpeed versions)

T131 Classic and T121 HiTech available as 40 km/h only

T-Series, Classic and HiTech											
	I	II	III		I	II	III		I	II	III
LL1	0,8	1,0	1,2	M1	4,0	4,9	6,1	H1	12,4	15,3	19,1
LL2	1,1	1,4	1,8	M2	5,7	7,0	8,7	H2	17,8	21,9	27,3
LL3	1,6	2,0	2,5	M3	8,0	9,9	12,3	H3	25,0	30,7	38,3
LL4	2,3	2,8	3,5	M4	11,3	13,9	17,4	H4	35,2	43,5*	54,1*

Versu	1	2	3	4	5
LA	0,7	0,9	1,1	1,4	1,7
LB	1,5	1,9	2,3	2,6	3,4
A	3,7	4,6	5,7	7,0	8,4
B	7,5	9,4	11,3	14,2	17,1
C	11,5	14,4	17,4	21,8	26,7
D	23,36	29,9	35,2	44,3*	53,3*

* In 40 km/h ecoSpeed 43 km/h
Tractors pictured in this brochure may be equipped with optional or additional equipment. Specification may change, all rights reserved.

TECHNICAL SPECIFICATIONS

Engines, PTO, brakes, dimensions, weights

Model	T121 HiTech	T131 HiTech	T151e HiTech		T161 HiTech	T171 HiTech	T191 HiTech	T131 Classic	T161 Classic	T171 Classic	
Engine											
Type, Agco SisuPower	66 CTA-4V				74 CTA-4V			66 CTA-4V		74 CTA-4V	
Number of cylinders / capacity, l	6/6,6				6/7,4			6/6,6		6/7,4	
Power kW / hp / rpm (ISO 14396)			ECO	POWER							
Rated power kW/hp/rpm	98/133/2200	109/148/2200	117/159/1800	117/159/2200	125/170/2200	132/180/2200	136/185/2200	109/148/2200	125/170/2200	132/180/2200	
Max power	102/139/2000	113/154/2000	117/159/1800	120/163/2000	128/174/2000	135/184/2000	139/189/2000**	113/154/2000	128/174/2000	135/184/2000	
Max power with transport boost	-	119/162/2000	127/173/1800	127/173/2000	135/180/2000	142/193/2000	155/211/2000	-	-	-	
Max torque	550/1500	580/1500	680/1100	620/1500	660/1500	670/1500	680/1500	580/1500	660/1500	670/1500	
Max torque with transport boost	-	650/1500	730/1100	680/1500	710/1500	730/1500	750/1500**	-	-	-	
PTO, options											
540/1000 (with engine revs)	1874/2000		-		1874/2000		-		1874/2000		
540/540E	1874/1539		-		1874/1539		-		1874/1539		
540E/1000					1539/2000			1539/2000			
1000 HD	2000		-		2000			2000			
Ground speed PTO	optional on all models							optional on all models			
Dimensions and weights											
Tyres	20.8R38 + 16.9R28		20.8R42 + 16.9R30				20.8R38 + 16.9R28		20.8R42 + 16.9R30		
Wheel base, mm					2748			2748			
Length, mm					5148			5148			
Width, mm					2338			2338			
Height, mm	2996		3046				2996		3046		
Turning radius, m					5,6			5,6			
Clearance under rear axle, mm	550		600				550		600		
Weight, full tanks kg	5590		4950				5590		5980		
Fuel tank capacity, l	Midframe fuel tank capacity 165 l, auxiliary fuel tank (optional) 170 l, total 335 l										

** power of T191 SigmaPower model: 155 kW / 211 hp / 2000 and torque 830 Nm / 1500

TECHNICAL SPECIFICATIONS

Hydraulics and transmission

Model	T121 HiTech	T131 HiTech	T151e HiTech	T161 HiTech	T171 HiTech	T191 HiTech	T131 Classic	T161 Classic	T171 Classic
Rear linkage	Autocontrol B, Drive Balance Control								
Optional	Autocontrol D, Drive Balance Control, slip control						-		
Lift capacity kg	7700								
Work hydraulics	Open system, mechanically controlled valves								
Max pump output, l/min	73 (90l/min optional)								
Work hydraulics oils	Combined with transmission oil, max 40 litres available for implements								
Work hydraulics at rear	Standard 2 valves and free return. Optional 3rd and 4th valves								
Work hydraulics at front	Optional 2 electronically controlled valves for front loader or front linkage								
Front linkage	Optional, lift capacity 3.5 t								
Transmission									
Number of gears	36 forward gears + 36 reverse gears, 0.6-40 km/h								
50 km/h or 40 km/h, EcoSpeed	-	Optional					-	Optional	
Range gear	Mechanical								
Clutch type	Two wet multi-disc clutches						Dry, single-disc		
Shuttle	Power shuttle						Mechanical synchronised		
Handbrake	Integrated with shuttle lever, hydraulic						Mechanical		
Powershift	Electrohydraulic computer controlled, programmable by driver						Manual electrohydraulic		
4WD	Manual or automatic engagement (with brakes and differential lock)								
Brakes	Hydraulic multi-disc, automatic 4WD engagement- four-wheel braking								
Differential lock, at rear	Manual or automatic engagement (with linkage)								
Differential lock, at front	Automatic		HiLock				Automatic		HiLock
Front axle, options	HiLock/HD HiLock		Heavy Duty HiLock				HiLock/HD HiLock		Heavy Duty HiLock
Front axle suspension	Optional on all models								

TECHNICAL SPECIFICATIONS

Engines, PTO, brakes, dimensions, weights

Model	T132 Versu	T152 Versu	T162e Versu		T172 Versu	T182 Versu	T202 Versu	T132 Direct	T152 Direct	T162 Direct	T172 Direct	T182 Direct	T202 Direct	
Engine														
Type, Agco SisuPower	66CTA-4V				74CTA-4V			66CTA-4V			74CTA-4V			
Number of cylinders / capacity, l	6/6,6				6/7,4			6/6,6			6/7,4			
Power kW/hp/rpm (ISO 14396)			POWER	ECO										
Rated power kW/hp/rpm	99/135/2200	110/150/2200	118/160/2200	117/159/1800	125/170/2200	132/180/2200	140/190/2200	99/135/2200	110/150/2200	117/159/1800	125/170/2200	132/180/2200	140/190/2200	
Max power	104/141/2000	115/156/2000	123/167/2000	117/159/1800	130/177/2000	137/186/2000	147/200/2000	104/141/2000	115/156/2000	117/159/1800	130/177/2000	137/186/2000	147/200/2000	
Max power with transport boost	112/152/2000	120/163/2000	128/174/2000	127/172/1800	135/184/2000	147/200/2000*	155/211/2000*	112/152/2000	120/163/2000	127/172/1800	135/184/2000	147/200/2000*	155/211/2000*	
Max torque	580/1500	630/1500	675/1500	790/1100	715/1500	750/1500	800/1500	580/1500	630/1500	790/1100	715/1500	750/1500	800/1500	
Max torque with transport boost	630/1500	675/1500	715/1500	830/1100	750/1500	800/1500*	850/1500*	630/1500	675/1500	830/1100	750/1500	800/1500*	800/1500**	
PTO, options														
540/1000 (with engine revs)	1874/2000		-		1874/2000		-			1874/2000		-		
540/540E	1874/1539		-		1874/1539		-			1874/1539		-		
540E/1000					1539/2000					1539/2000				
1000HD	2000		-			2000					2000			
Ground speed PTO					Optional						Optional			
Dimensions and Weights														
Tyres	540/65R28 + 650/65R38		540/65R30 + 650/65R42				540/65R28 + 650/65R38		540/65R30 + 650/65R42					
Wheelbase, mm					2748				2748					
Length, mm					5148				5148					
Width, mm					2338				2338					
Height, mm	2996		3046				2996		3046					
Turning radius, m					5,6				5,6					
Clearance under rear axle, mm	550				600				550		600			
Weight full tanks, kg	5860		6090				5860		6090					
Fuel tank capacity, l					375				375					

* also with SigmaPower

** with SigmaPower 850 Nm

TECHNICAL SPECIFICATIONS

Hydraulics and transmission

Model	T132 Versu	T152 Versu	T162e Versu	T172 Versu	T182 Versu	T202 Versu	T132 Direct	T152 Direct	T162 Direct	T172 Direct	T182 Direct	T202 Direct
Rear linkage	Autocontrol D, Drive Balance Control, slip control											
Lift capacity, standard, kg	8100			8500			8100			8500		
Lift capacity, optional, kg	8500						8500					
Work hydraulics	Load-Sensing, programmable											
Max pump output, l/min	115 (optional 160)											
Hydraulic oils	Separate, max 47 litres available for implements											
Work hydraulics, equipment	standard at rear 2 fully programmable valves and 1 fixed flow. Optional 3rd + 4th and 5th valve, 2 nd fixed flow and Power Beyond											
Hydraulic valves front	Optional 2 or 3 programmable valves											
Front linkage	Optional, lift capacity 3.5 t or 5.0 t											
Transmission												
Gears	30+30R						Stepless (CVT), same speeds in forward and reverse					
Speeds	0,6-40 km/h, 0,8-50 km/h or 0,8-40 km/h EcoSpeed						0-40 km/h EcoSpeed or 0-50 km/h EcoSpeed					
Clutch type	Wet multi-disc											
Shuttle	Electrohydraulic, computer controlled											
Powershift	Five-step computer controlled						Stepless (CVT) transmission					
4 WD	Manual or automatic engagement											
Brakes	Power assisted, wet, multi disc											
Differential lock, at rear	Manual or automatic engagement											
Differential lock, at front	Hydraulic (HiLock)											
Front axle, standard	HiLock		Heavy Duty (HD) HiLock				HiLock		(HD) HiLock			
Front axles, optional	(HD) HiLock		HD HiLock with brakes				(HD) HiLock		HD HiLock with brakes			
Front axles suspension	Optional on all models											

AGCO Ltd

Abbey Park Stoneleigh

Kenilworth, England CV8 2TQ

Tel: 02476 851202, Fax: 02476 852435

Sales: valtrasales@uk.agcocorp.com

Aftersales: valtraaftersales@uk.agcocorp.com

Website: www.valtra.co.uk

VAL 1841



ЗАО МОСТ-ТЕХНИКА

121357. Москва

ул. Козлова 30

Тел. +7 (495) 775 0175

Факс: +7 (495) 775 0176

E-mail: info@most-technics.ru

Web: www.most-technics.ru



Valtra is a worldwide brand of AGCO Corporation