

SPECIALISTS IN VEGETATION MAINTENANCE

McConnel is proud to offer a comprehensive range of precision-engineered flail and rotary mowers that excel everywhere from the golf course to the stubble field and are renowned across the world for quality, value and productivity.

“

I love the SR620. It's fast and effective and ideal for mowing contractors because you can cover a huge area in a very short time."

James Tibbetts,
Essex Plant Hire specialist



ROTARYMOWERS

McConnel offers a diverse range of specialist mowers from economical pasture toppers to ultra-heavy-duty vegetation clearance machines - so whether you're working in a fine-turf environment or cutting back pasture McConnel has a machine for you.



SE SERIES
WORKING WIDTH 1.50 - 2.10M

PAGE 6



PT SERIES
WORKING WIDTH 1.80 - 2.40M

PAGE 8



TOPPER 9
WORKING WIDTH 2.70M

PAGE 10



CY2000
WORKING WIDTH 2.00M

PAGE 12

SR SERIES

Fast, versatile and highly productive with working widths up to 8.2m, the SR series delivers a clean cut and an even spread of materials producing a fine finish and thriving in a wide range of applications including: airports, pasture, parks and stubble.



SR15-6
WORKING WIDTH 4.60M

PAGE 14



SR420
WORKING WIDTH 4.20M

PAGE 16



SR460
WORKING WIDTH 4.60M

PAGE 18



SR620
WORKING WIDTH 6.20M

PAGE 20



SR820
WORKING WIDTH 8.20M

PAGE 22

McCONEL SR SERIES



ROTARY MOWER
SR15-6

SR15-6 - 4.60m (15') working width

SR SERIES	
MODEL	SR15-6
Specification	
Working width	4.60m (15')
Cutting height	25mm-375mm
Cutting capacity	50mm
Tractor requirement & attachment	
HP requirement	80hp
Method of attachment	Drawbar
Dimensions	
Weight	2300kg
Overall width	4.75m
Overall length	4.47m
Transport width	2.34m
Transport height	2.25m
Equipment details	
PTO speed	1,000rpm
Protection	Slip clutch
Number of blades	6 or 9
Number of rotors	3
Blade overlap	150mm
Blade tip speed	4470m/min
Hydraulic wing flex	90° up, 22° down
Wheels	6 or 8



MULTI-PURPOSE MOWING

McConnel's popular SR15-6 is a fast, multi-purpose flex-wing mower with a 4.6m cutting width, three high-performance rotors with a choice of two or three blade configurations, and flexible wings with up to 112-degrees of movement.

Hardened updraft swinging blades ensure an effective cutting capacity of up to 50mm, while spring-cushioned level lift axles ensure a smooth ride across the ground. Hydraulically folding wings enable a fast and smooth transition from transport to working position.

KEY FEATURES

Ideal for large-scale farmers, local government teams, and professional mowing contractors, the machine is so versatile it can be used in a variety of environments from airports and sports venues to pasture and stubble.

- 4.6m working widths
- Drawbar mounting
- Low and high-hitch options
- 112 degrees of wing movement (+90° up, -22° down)
- Heavy-duty gearboxes
- 1000rpm wide angle PTO
- Slip clutch protection
- Front and rear chain guards
- Hardened updraft swinging blades
- Cutting heights from 25mm to 375mm
- 50mm cutting capacity
- Choice of 6 or 9 blades
- 150mm blade overlap





ROTARY MOWER
SR420

SR420 - 4.20m (13'9") working width

SR SERIES	
MODEL	SR420
Specification	
Working width	4.20m (13'9")
Cutting height	10mm-400mm
Cutting capacity	50mm
Tractor requirement & attachment	
HP requirement	70hp
Method of attachment	3-point linkage
Dimensions	
Weight	1700kg
Overall width	4.4m
Overall length	3.0m
Transport width	2.8m
Transport height	2.0m
Equipment details	
PTO speed	1,000rpm
Protection	Slip clutch
Number of blades	6
Number of rotors	3
Blade overlap	110mm
Blade tip speed	4800m/min
Hydraulic wing flex	45° up, 12° down
Wheels	4



HIGH-PERFORMANCE FLEX-WING TECHNOLOGY

The SR420 is 3-point linkage mounted and slightly more manoeuvrable than the SR15. It also features anti-scalp discs, a floating linkage system, deck protection rings and a wider choice of cutting heights.

Designed for productivity with three high-performance rotors and six cutting blades, the SR420's hardened updraft swinging blades ensure an effective cutting capacity of up to 50mm, while hydraulically folding wings enable a fast and smooth transition from transport to working position.

KEY FEATURES

Ideal for large-scale farmers, local government teams, and professional mowing contractors, SR series machines can be used in a huge variety of applications from airports and sports venues to pasture and stubble.

- 4.2m working widths
- Floating linkage system
- 57 degrees of wing movement (+45° up, -12° down)
- Heavy-duty gearboxes
- 1000rpm wide angle PTO
- Slip clutch protection
- Front and rear chain guards
- Hardened updraft swinging blades
- Cutting heights from 10m to 400mm
- 50mm cutting capacity
- Six blades
- Overlapping blades
- Low tractor hp requirement (70hp)





ROTARY MOWER
SR460

SR460 - 4.60m (15') working width

SR SERIES

MODEL	SR460
Specification	
Working width	4.60m (15')
Cutting height	25mm-400mm
Cutting capacity	50mm
Tractor requirement & attachment	
HP requirement	70hp
Method of attachment	Drawbar
Dimensions	
Weight	2200kg
Overall width	4.8m
Overall length	4.85m
Transport width	2.8m
Transport height	1.8m
Equipment details	
PTO speed	1,000rpm
Protection	Slip clutch
Number of blades	6, 9, 12 or 18
Number of rotors	3
Blade overlap	110mm
Blade tip speed	5340m/min
Hydraulic wing flex	90° up, 25° down
Wheels	6 or 8



FAST, FLEXIBLE, FEATURE-PACKED

The bigger sibling of the SR420, the SR460 offers 4.6m cutting width, greater wing flexibility – with a movement range of 115 degrees – and the option of walking axles for a smoother ride over the ground.

Designed for productivity with three high-performance rotors and a choice of six or 18 hardened updraft swinging blades, the SR460 can tackle material up to 50mm thick and delivers an exceptionally clean cut with an even spread of material.

KEY FEATURES

Ideal for large-scale farmers, local government teams, and professional mowing contractors, SR series machines can be used in a huge variety of applications from airports and sports venues to pasture and stubble.

- 4.6m working widths
- High and low hitch options
- Bondioli & Pavesi gearboxes and drivelines
- 115 degrees of wing movement (+90° up, -25° down)
- 1000rpm wide angle PTO
- Slip clutch protection
- Front and rear chain guards
- Cutting heights from 25mm to 400mm
- 50mm cutting capacity
- 6, 9, 12 or 18 blades
- Overlapping blades
- Low tractor hp requirement (70hp)



 **SR SERIES**



ROTARY MOWER
SR620

SR620 - 6.20m (20'4") working width

SR SERIES	
MODEL	SR620
Specification	
Working width	6.20m (20'4")
Cutting height	25mm-250mm
Cutting capacity	50mm
Tractor requirement & attachment	
HP requirement	90hp
Method of attachment	Drawbar
Dimensions	
Weight	2512kg
Overall width	6.4m
Overall length	4.85m
Transport width	2.8m
Transport height	2.6m
Equipment details	
PTO speed	1,000rpm
Protection	Slip clutch
Number of blades	10, 15, 20 or 30
Number of rotors	5
Blade overlap	110mm
Blade tip speed	5340m/min
Hydraulic wing flex	90° up, 25° down
Wheels	8



OUTSTANDING PRODUCTIVITY

McConnel's high-performance SR620 features a 6.2m cutting width, five powerful rotors and a choice of 10 to 30 hardened updraft swinging blades for outstanding productivity.

Capable of tackling everything from grass to gorse, the SR620 can cut material up to 50mm thick, and has a fast-cutting action for outstanding productivity. 115 degrees of wing movement ensure the SR620 closely follows the contours of the ground and delivers an attractive cut with an even spread, while walking axles deliver a smoother ride.

KEY FEATURES

Ideal for large-scale farmers, local government teams, and professional mowing contractors, SR machines can be used in a huge variety of applications from airports and sports venues to pasture and stubble.

- 6.2m working width
- High and low hitch options
- 115 degrees of wing movement (+90° up, -25° down)
- Bondioli & Pavesi gearboxes and drivelines
- Five powerful rotors
- 1000rpm wide angle PTO
- Slip Clutch Protection
- Front and rear chain guards
- Hardened updraft swinging blades
- Cutting heights from 25mm to 250mm
- 50mm cutting capacity
- Choice of 10, 15, 20 or 30 blades
- Walking axles





ROTARY MOWER **SR820**

SR820 - 8.20m (26'11") working width

SR SERIES	
MODEL	SR820
Specification	
Working width	8.20m (26'11")
Cutting height	25mm-400mm
Cutting capacity	50mm
Tractor requirement & attachment	
HP requirement	150hp
Method of attachment	Drawbar
Dimensions	
Weight	4100kg
Overall width	8.4m
Overall length	6.15m
Transport width	2.8m
Transport height	3.8m
Equipment details	
PTO speed	1,000rpm
Protection	Slip clutch
Number of blades	10, 15, 20 or 30
Number of rotors	5
Blade overlap	110mm
Blade tip speed	5340m/min
Hydraulic wing flex	90° up, 25° down
Wheels	8



THE BIGGEST AND THE BEST

McConnel's largest and most productive mower, the SR820's fast cutting action and 8.2m working width makes it one of the most productive mainstream rotary mowers on the market.

The SR820 is designed for productivity with five high-performance rotors and a choice of 10 to 30 hardened updraft swinging blades that enable it to tackle material up to 50mm thick. Reliability is enhanced by a six gearbox driveline, each with built-in slip clutch protection, ensuring the power is spread evenly across the cutting width. This feature also enables an even cut and spread and an attractive finish.

KEY FEATURES

Ideal for large-scale farmers, local government teams, and professional mowing contractors, the SR830 can be used in a huge variety of applications from airports and sports venues to pasture and stubble.


- 8.2m working width
- High and low hitch options
- 115 degrees of wing movement (+90° up, -25° down)
- Bondioli & Pavesi gearboxes and drivelines
- Five powerful rotors
- 1000rpm wide angle PTO
- Slip Clutch Protection
- Front and rear chain guards
- Cutting heights from 25mm to 400mm
- 50mm cutting capacity
- Choice of 10, 15, 20 or 30 blades
- Walking axles



FLEX-WING MOWER ACCESSORIES

McConnel offers a range of performance-enhancing accessories to help you make the most of your SR Series machine.


2 BLADES
per rotor



3 BLADES
per rotor




4 BLADES per rotor




BLADE CONFIGURATIONS

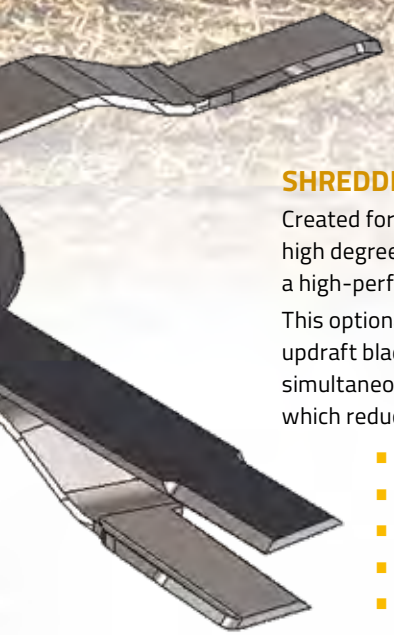
McConnel's SR range of rotary mowers comes with a choice of four different blade configurations, enabling customers to spec their machine to suit specific tasks, such as mowing and crop mulching.

All configurations use free-swinging updraft blades that lift the crop as they cut, ensuring no material is left uncut. McConnel blades are made from hardened steel and have a long and successful pedigree for toughness and durability.



SHREDDING KIT
6 BLADES per rotor





SHREDDING KITS

Created for applications which require a high degree of mulching, McConnel offers a high-performance six-blade shredder kit. This optional upgrade consists of four updraft blades that lift and cut the material simultaneously, and two shredder blades which reduce the vegetation to a fine mulch.

- Six blades per rotor
- Heavy-duty free-swinging blades
- Robust construction
- Improved mulching
- Available on the SR460, SR620 and SR820

WALKING AXLE KITS

Each pair of wheels has been designed to pivot around the axles so even when the surface is uneven the mower still travels smoothly.

- Individually pivoting axles
- 8-wheel configuration
- Improves travel on uneven surfaces
- Ensures an even finish
- Improves road transport
- Prevents damage to the mower

Top right: Standard axle configuration
Right: Walking axle option



CUTTING-EDGE MOWING TECHNOLOGY

HITCH OPTIONS

McConnel's SR machines are available with low or high hitch options for universal compatibility.



Above: High hitch configuration
Right: Low hitch configuration with optional Scharmuller ball hitch



WHY MCCONNEL?

When you buy a McConnel rotary or flail mower, you're not just buying a high-performance machine – you're also getting a first-class aftercare package that supports you through the lifespan of your product. So whether you need an urgent part; service assistance; or online information on how to get the best from your machine, McConnel should always be your first choice.

Key benefits of buying your machine from McConnel include:

- An international network of dealers and distributors provides full service and support in 40 countries across the globe
- Every machine is subjected to an exhaustive performance test before being released to a customer
- A comprehensive stock of genuine replacement parts can be sent to dealers around the world via international couriers
- McConnel has a proud 80-year heritage and a proven track record of expertise in the design and manufacture of hedge-cutting and mowing technology
- From world's first to world's best – McConnel launched the first ever tractor mounted hedgecutter back in 1948 and has led the way as the number one in green maintenance ever since
- Our highly-skilled team of service professionals train hundreds of dealers every year and can offer expert support if you have an issue that can't be resolved quickly by your local dealer
- Customisation is fully supported with McConnel working with customers to help them create bespoke machines
- An online library of essential information including Operator's Guides, Parts Books, and multimedia product information is available 24/7



McConnel offers a proven product range, strong after-care support, and an international network of dealers and distributors spanning 40 countries, so if you're keen to take advantage of our high-performance products, **can you afford not to choose McConnel?**

POWER ARMS

McConnel offers a comprehensive selection of Power Arms with 12 different series and 41 different models. Customers can choose from thousands of different build variations enabling them to create a personalised spec that is ideal for their needs. A wide selection of working attachments is also available from saw blades to ditch cleaners.



CULTIVATION AND SEEDING

McConnel has invested heavily in expanding and evolving its cultivation and grassland range – offering a selection of popular soil conditioners, aerators, stubble and deep-soil cultivators. The launch of the SEEDAERATOR marked the company's entry into the seed drill sector.



For more information on McConnel's full machine line-up **please visit www.mcconnel.com**

REMOTE CONTROL

With three different models and a choice of 19 distinct working attachments, McConnel can offer a safe and effective remote control solution for almost any challenge. Featuring a 150m working range and an innovative low centre of gravity design, McConnel machines remove the operator from the danger zone and open up work environments that were previously hazardous, hard to reach or restricted-access.



AGRIBUGGY AND MULTIDRIVE

Unrivalled low ground pressure design, market-leading traction and stability, and greater comfort are just a few of the key benefits delivered by McConnel's Multidrive and Agribuggy power units. Their mechanical drive technology offers best-in-class traction – delivering power and braking to all four wheels simultaneously for better grip when working in wet conditions and tough terrain and allowing safe, productive working earlier and later in the year than rivals.





МОСТ ГРУПП

121357. Москва, ул. Козлова, 30

Тел. +7 495 198 0175

Тел. +7 985 773 7851

Факс +7 495 443 7000

Email: sales@mosttechnics.ru

Http: www.mosttechnics.ru

SALES

Tel: +44 (0)1584 873131

Fax: +44 (0)1584 876463

sales@mcconnel.com

PARTS

Tel: +44 (0)1584 876888

Fax: +44 (0)1584 872223

parts@mcconnel.com

SERVICE

Tel: +44 (0)1584 875848

Fax: +44 (0)1584 879689

service@mcconnel.com

MARKETING

Tel: +44 (0)1584 813412

Fax: +44 (0)1584 876463

marketing@mcconnel.com



McConnel Limited

Temeside Works, Ludlow,

Shropshire SY8 1JL

United Kingdom

Tel **+44 (0)1584 873131**

Fax **+44 (0)1584 876463**

E-mail sales@mcconnel.com

Website www.mcconnel.com



FM 25970

McConnel
is a member of



EUROPE